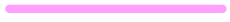








**BLUE EARTH COUNTY
SPRING WEIGHT POSTINGS**
March 6, 2018
4 Week Minimum
8 Week Maximum



-  10 TON
-  9 TON
-  7 TON
-  5 TON
-  5 TON COUNTY GRAVEL
-  5 TON TOWNSHIP ROAD
-  BORDER ROAD
- COLOR INDICATES POSTING**

Map is available in PDF format at
<http://www.blueearthcountymn.gov>

WEBSITE FOR FURTHER INFORMATION:
http://www.mrr.dot.state.mn.us/research/seasonal_load_limits/

